



SERIES 1950 | EXPLOSION-PROOF DIFFERENTIAL PRESSURE SWITCH



FEATURES/BENEFITS

- Explosion-proof and weatherproof housing provides device protection for outdoor use or harsh environment operation
- External set point screw provides easy access without opening or disassembling enclosure
- Easily accessible electrical connection simplifies the installation

APPLICATIONS

- HVAC applications
- Process applications
- All-weather applications

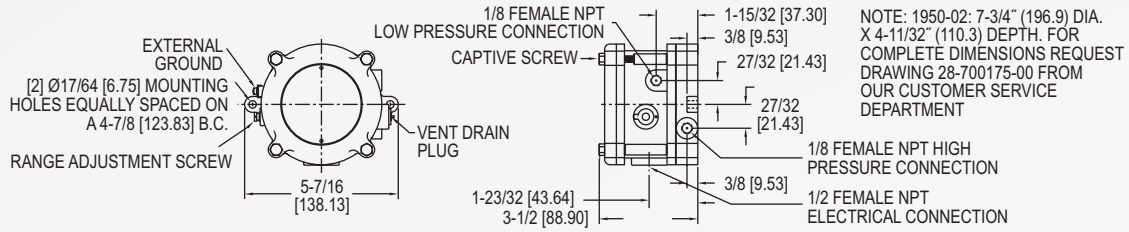
DESCRIPTION

The **Series 1950 Explosion-Proof Differential Pressure Switch** combines the best features of the popular Dwyer® Series 1900 Pressure Switch with an integral explosion-proof and weatherproof housing, making it an exceptional value for either application. It is CE, UL and CSA listed, FM approved for use in Class I, Div 1, Groups C and D, Class II Groups E, F, and G and Class III hazardous atmospheres NEMA 7 & 9. Rain tight NEMA 3 (IP54), weatherproof features include a drain plug and O-ring seal in cover. Electrical connections are easily made by removing front cover. For convenience the set point adjustment screw is located on the outside of the housing. Twelve models offer set points from .03 to 20 in w.c. (0.0075 to 5 kPa) and from .5 to 60 psi (0.035 to 3.5 bar). The unit is very light and compact - about half the weight and bulk of other explosion-proof or weatherproof switches with separate enclosures.

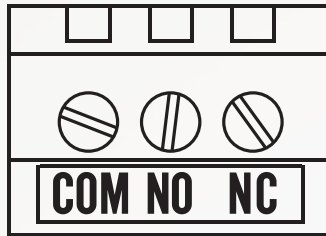
SPECIFICATIONS

Service	Air and non-combustible, compatible gases.
Wetted Materials	Consult factory.
Temperature Limits	-40 to 140°F (-40 to 60°C); 0 to 140°F (-17.8 to 60°C) for 1950P-8, 15, 25, and 50. -30 to 130°F (-34.4 to 54.4°C) for 1950-02.
Pressure Limits (Continuous)	1950's - 45 in w.c. (0.11 bar); 1950P's - 35 psi (2.41 bar); 1950P-50 only - 70 psi (4.83 bar). Surge: 1950's - 10 psi (0.69 bar), 1950P's - 50 psi (3.45 bar), 1950P-50 only - 90 psi (6.21 bar).
Enclosure Rating	NEMA 3 (IP54), NEMA 7 & 9.
Switch Type	Single-pole double-throw (SPDT).
Electrical Rating	15 A @, 125, 250, 480 VAC, 60 Hz. Resistive 1/8 HP @ 125 VAC, 1/4 HP @ 250 VAC, 60 Hz.
Electrical Connections	3 screw type, common, normally open and normally closed.
Process Connections	1/8" female NPT.
Mounting Orientation	Diaphragm in vertical position. Consult factory for other position orientations.
Set Point Adjustment	Screw type on top of housing.
Weight	3.25 lb (1.5 kg); 1950-02 model, 4.4 lb (2 kg).
Agency Approvals	CE, CSA, FM, UL.

DIMENSIONS

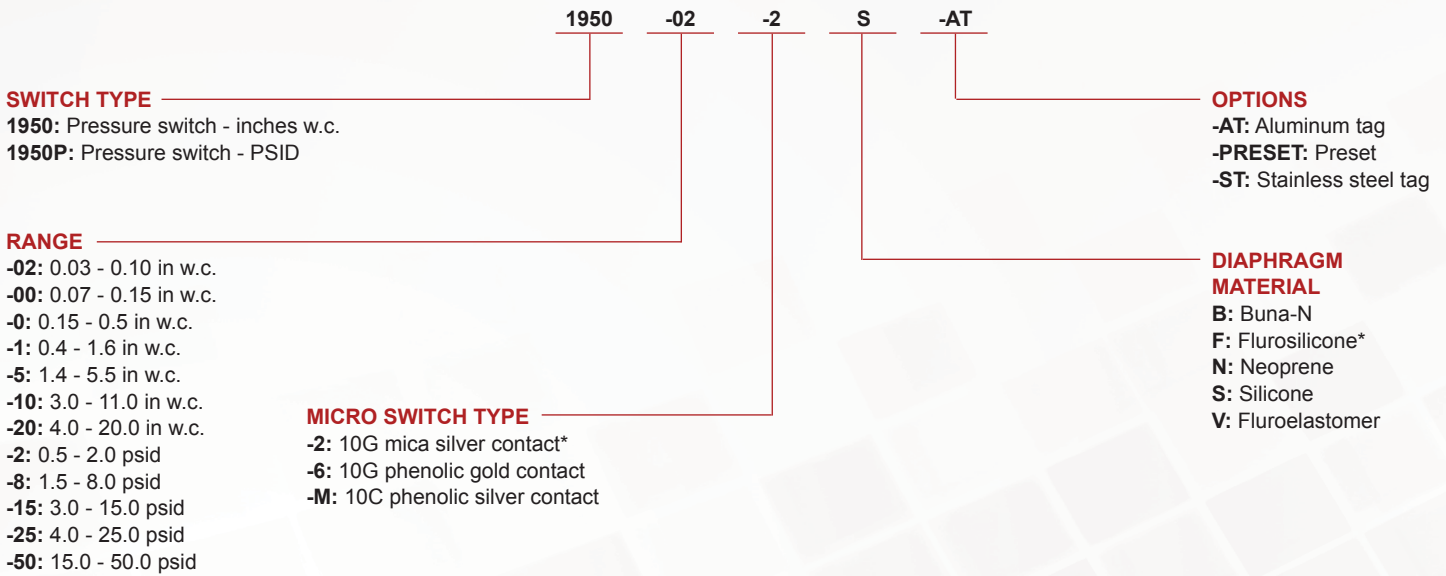


WIRING DIAGRAM



HOW TO ORDER

Use the **bold** characters from the chart below to construct a product code.



*The 2F is standard

ORDER ONLINE TODAY!

Product/SeriesRHP



DWYER INSTRUMENTS, INC.

©Copyright 2020 Dwyer Instruments, Inc.
Printed in U.S.A. 5/20

DS-1950 Rev. 2

Important Notice: Dwyer Instruments, Inc. reserves the right to make changes to or discontinue any product or service identified in this publication without notice. Dwyer advises its customers to obtain the latest version of the relevant information to verify, before placing any orders, that the information being relied upon is current.